



























DC COUNCIL SCORECARD

**JEWS UNITED
FOR JUSTICE**
CAMPAIGN FUND

How do your Councilmembers stack up? See how the Council voted on 15 key pieces of legislation to advance social, racial, and economic justice in DC. [Read more at dccouncil.net](https://dccouncil.net)

Councilmember and Ward	Score (2018)	2018 Individual Votes Red: Wrong Direction for DC (Key on Back)	Previous Score
 Elissa Silverman At Large 	100%	1 2 3 4 5 6 7 8 9 10 11 12 13 14 15	95%
 Brienne Nadeau Ward 1 	100%	1 2 3 4 5 6 7 8 9 10 11 12 13 14 15	80%
 Charles Allen Ward 6 	100%	1 2 3 4 5 6 7 8 9 10 11 12 13 14 15	65%
 Mary Cheh Ward 3 	100%	1 2 3 4 5 6 7 8 9 10 11 12 13 14 15	65%
 Robert White, Jr. At Large 	93%	1 2 3 4 5 6 7 8 9 10 11 12 13 14 15	70%
 Trayon White, Sr. Ward 8 	87%	1 2 3 4 5 6 7 8 9 10 11 12 13 14 15	n/a (On Council since January 2017)
 David Grosso At Large 	87%	1 2 3 4 5 6 7 8 9 10 11 12 13 14 15	85%
 Vincent Gray Ward 7 	80%	1 2 3 4 5 6 7 8 9 10 11 12 13 14 15	n/a (On Council since January 2017)
 Anita Bonds At Large 	73%	1 2 3 4 5 6 7 8 9 10 11 12 13 14 15	55%
 Kenyan McDuffie Ward 5 	69%	1 2 3 4 5 6 7 8 9 10 11 12 13 14 15 ○ = absent for vote	65%
 Brandon Todd Ward 4 	67%	1 2 3 4 5 6 7 8 9 10 11 12 13 14 15	50%
 Phil Mendelson Chair 	53%	1 2 3 4 5 6 7 8 9 10 11 12 13 14 15	60%
 Jack Evans Ward 2 	53%	1 2 3 4 5 6 7 8 9 10 11 12 13 14 15	35%

HOW THE COUNCIL VOTED

We tracked 15 key votes that affect racial, economic, and social justice in DC—and encouraged Councilmembers to vote the following ways. Vote results marked in **red** went the wrong direction for DC.

RACIAL JUSTICE

- 1 Support removing criminal penalties for people who don't pay Metro fare (bill passed 11-2)
- 2 Oppose amendment maintaining criminal penalties for people who don't pay Metro fare (amendment failed 2-10)
- 3 Support overriding the Mayor's veto of #1 on this list (veto overridden 11-2)
- 4 Support additional translation resources in schools and government services. (bill passed unanimously*)

ECONOMIC JUSTICE

- 5 Support funding to end homelessness with new revenue from online sales taxes (**amendment failed 6-6**)
- 6 Oppose Initiative 77 repeal—which silenced DC voters and maintained the \$3.89/hour “tipped wage” (**bill passed 8-5**)
- 7 Support a compromise amendment on Initiative 77 which would have raised the \$3.89/hour “tipped wage” for at least some employees (**amendment failed 5-8**)
- 8 Oppose letting debt collectors take money out of more people's paychecks (amendment failed 5-8)
- 9 Support more public restrooms downtown (bill passed unanimously*)
- 10 Support requiring more notice to tenants in the event of an eviction (bill passed unanimously*)
- 11 Support limits on rent increases for rent-controlled apartments when new tenants moves in (bill passed unanimously*)
- 12 Support closing rent-control loophole that allowed landlords to manipulate rent hikes (bill passed unanimously*)

SOCIAL JUSTICE

- 13 Support high-quality childcare for all families and expanding health services for low-income parents and their babies (bill passed unanimously*)
- 14 Support 100% clean energy in DC by 2032 (bill passed unanimously*)
- 15 Support a ban on campaign contributions from corporations that contract with the DC government (bill passed 11-0, 2 voted “present”)

***Are unanimous votes a good thing? Not necessarily.** Many bills pass unanimously only after being significantly watered down by lobbyists and special interests. These votes often represent a compromise on behalf of moneyed interests over the needs of poor and working people.

For more details, visit dccouncil.net